



**LiFE**  
Lifestyle for  
Environment

# PLACEMENT REPORT

## PGDFM & PGDSM 2022-24

INDIAN INSTITUTE OF FOREST MANAGEMENT BHOPAL

# PLACEMENT PROCESS

- The placement process at IIFM Bhopal for both PGDFM and PGDSM batches was mainly conducted during their last term
- Before entering the placement season, the students were engaged in two rounds of internship/Project, one in Summer 2023 and the other in Winter 2023, whereby some students got PPOs (Pre-Placement Offers) from their respective organizations. Special co-curricular sessions were also conducted for placement preparation, in collaboration with an external expert agency
- To ensure a smooth and transparent process for the companies, some important measures were taken. Firstly, a flexible slotting exercise was done to decide when a company would come in the placement process. For this exercise, inputs from both the students, recruiters, and placement committee were taken to ensure that all stakeholders are engaged with the process.
- The report specially acknowledges the efforts done by student committees and individual students for contributing in various stages of the placement process and achievements. Efforts are made to collate the information from different sources and kinds to maintain the accuracy.

# PLACEMENT STATISTICS

- ❑ **NO. OF STUDENTS IN PGDFM AND PGDSM PROGRAMME BATCHES – 87**
- ❑ **NO. OF PARTICIPATING ORGANIZATIONS: 80**
- ❑ **NO. OF RECRUITING ORGANIZATIONS – 34**
- ❑ **% OF STUDENTS ACHIEVED ON-CAMPUS/OFF-CAMPUS PLACEMENTS –93%**
- ❑ **% OF PRE-PLACEMENT OFFERS ACCEPTED – 5%**
- ❑ **% OF DEFERRED PLACEMENTS (BEYOND ACADEMIC YEAR) DUE TO LOW PARTICIPATION – 6.97%**
- ❑ **NUMBER OF OPT OUT CASES BASED ON PERSONAL REASONS: 01**

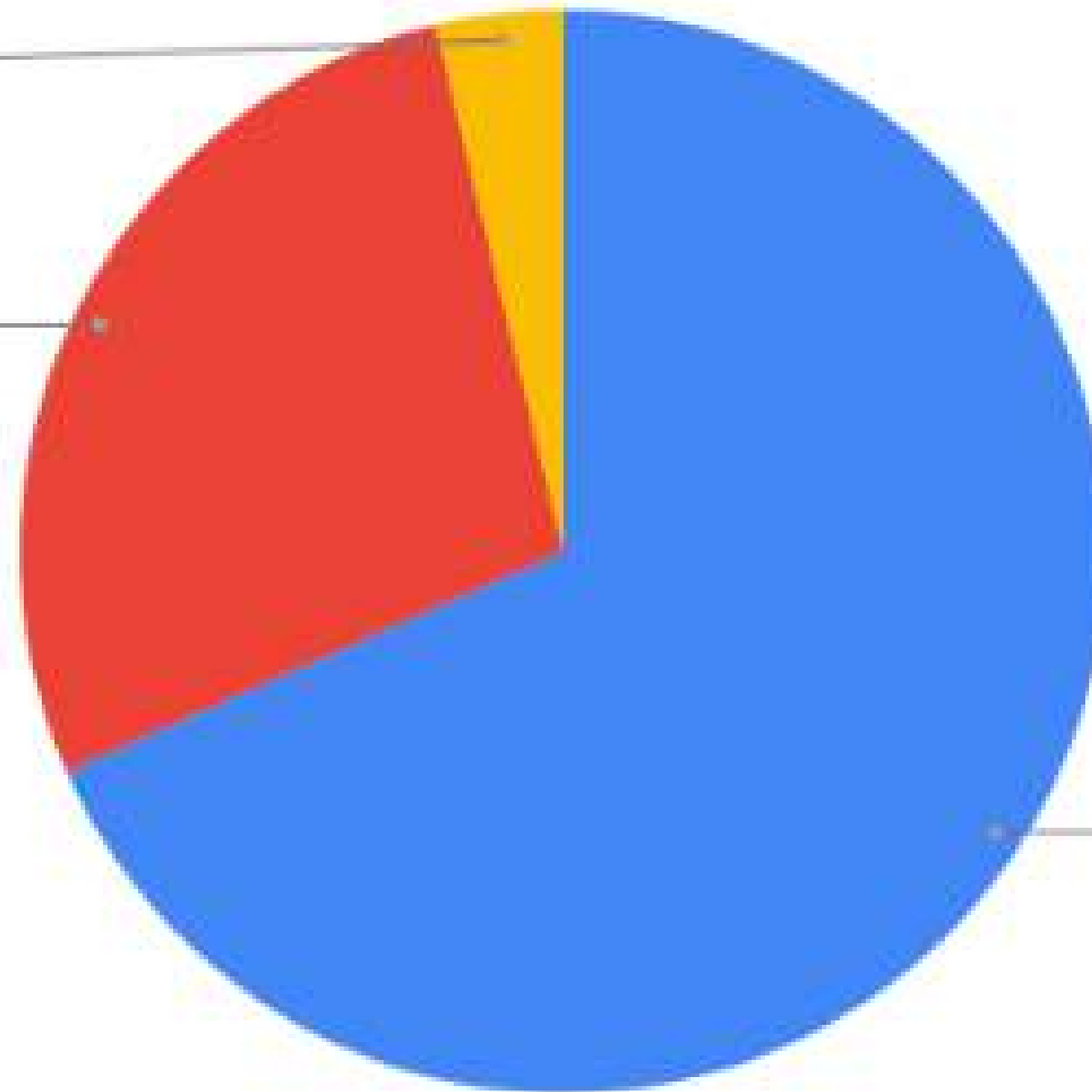


# Sector Wise Placements

## Sector Wise Placements (Combined PGDFM and PGDSM)

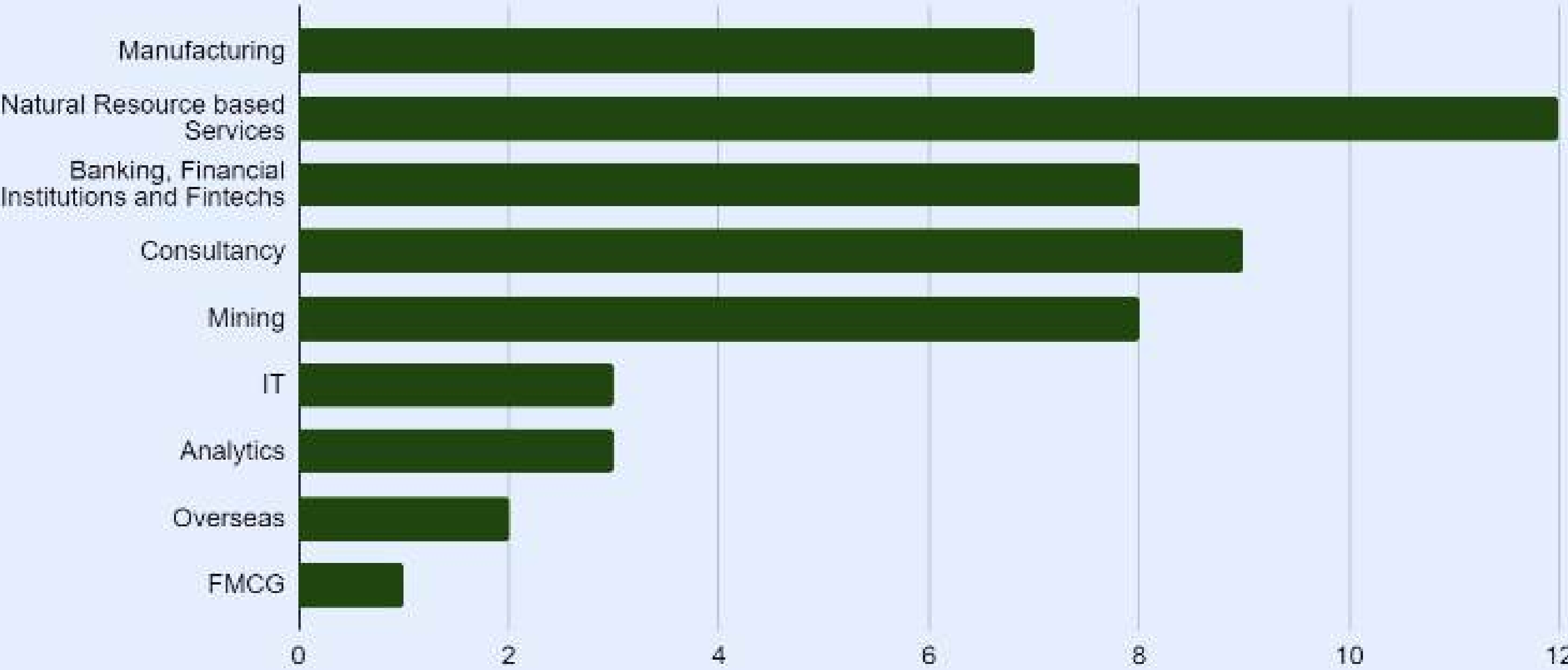
PSUs and Govt.  
3.8%

NGO  
27.8%



Corporate  
68.4%

# Sub-sectors of Corporate Placements: Combined PGDFM and PGDSM



## Job role/Function Wise Placements:

### Combined PGDFM & PGDSM

Marine Ecosystem

1.3%

ESG

6.3%

Development Management

3.8%

Strategy

2.5%

Climate Change and Sustainability

2.5%

CSR Programmes

3.8%

Business Development

2.5%

Agribusiness

3.8%

Land Resources

2.5%

Vendor Development

3.8%

Performance Improvement

7.5%

Sustainability

27.5%

Research

1.3%

Project Management

11.3%

Microfinance and Technology

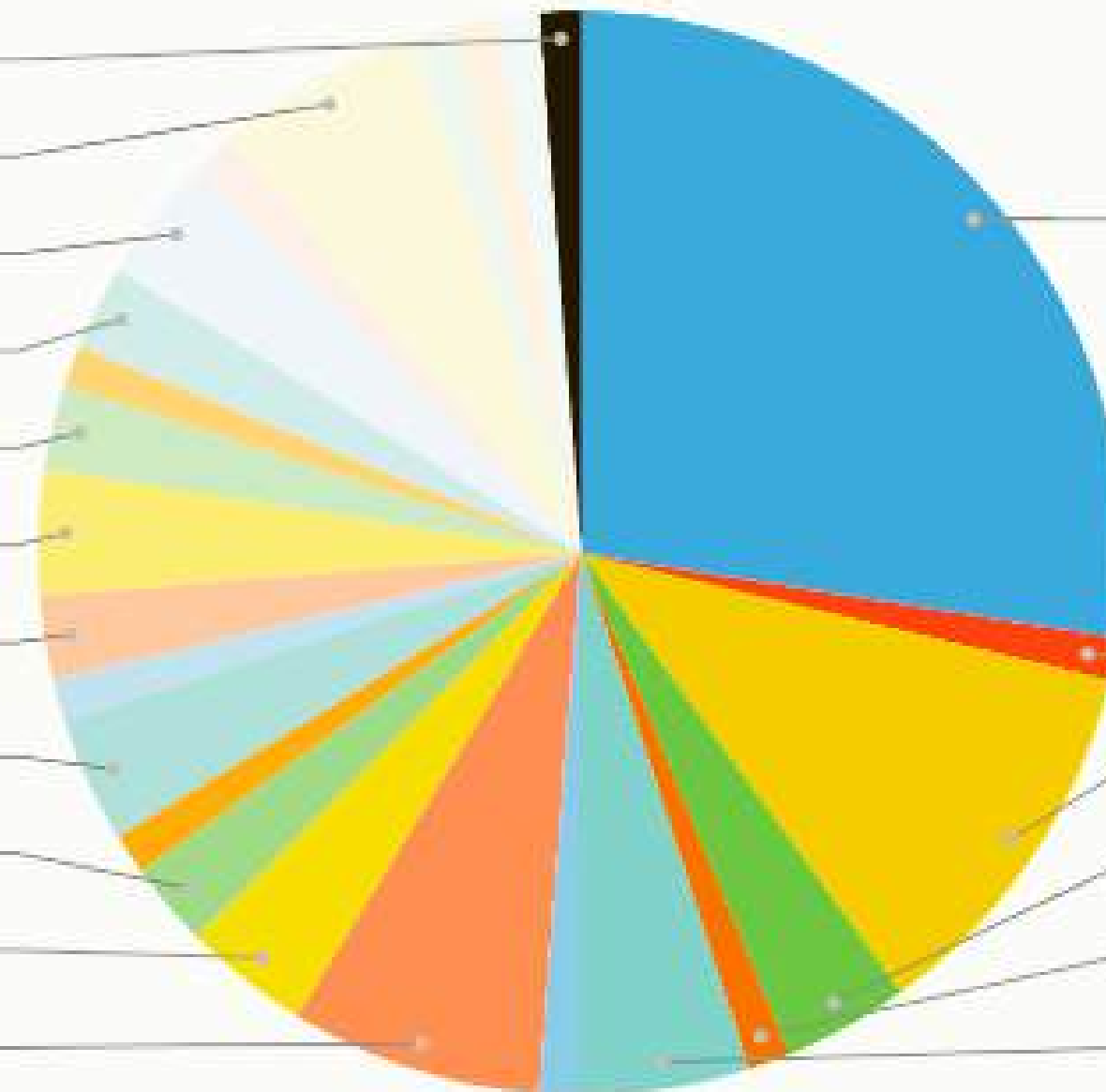
3.8%

Operations

1.3%

Resource Efficiency and Governance

5.0%





# Position/Level Wise Placements:

## Combined PGDFM & PGDSM

Sr. Programme Associate

1.3%

Junior Research Analyst

2.5%

Analyst

3.8%

Sr. Associate

3.8%

Research Analyst

1.3%

State Associate

6.3%

Programme Associate

2.5%

Trainee

2.5%

Consultant

8.8%

Research Associate

10.0%

Management Trainee

28.8%

Associate

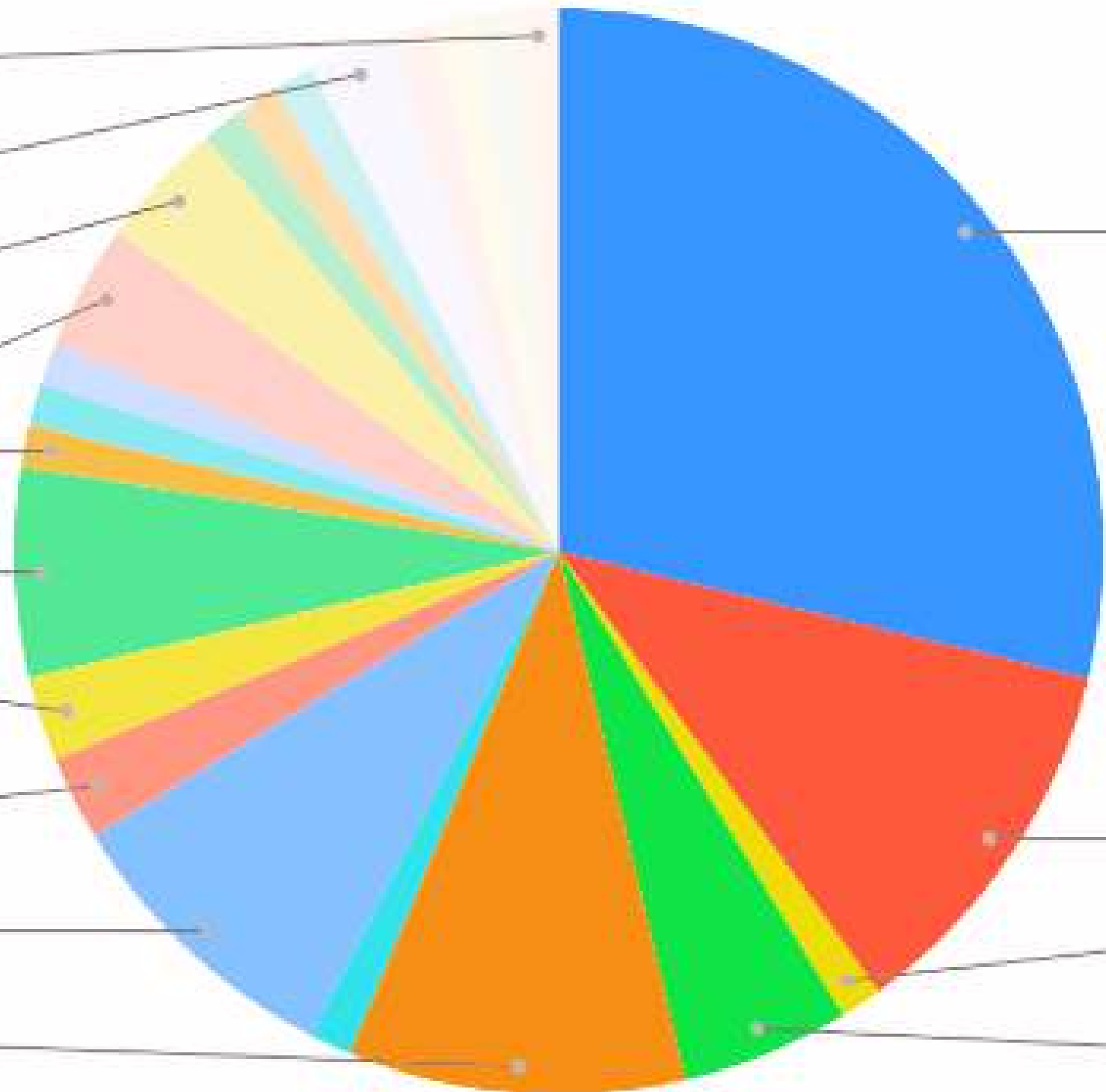
11.3%

Deputy Project Manager

1.3%

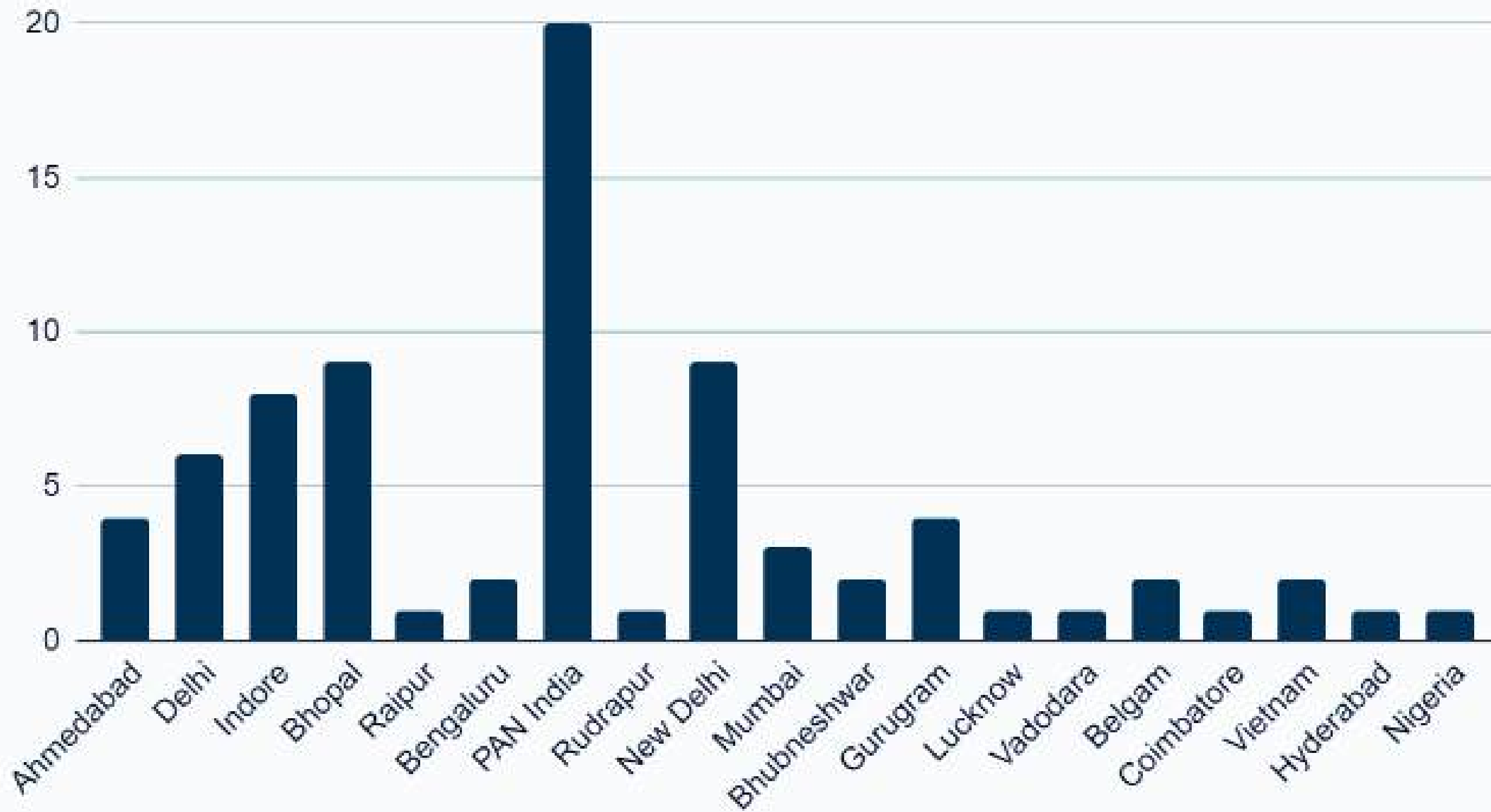
Young Professional

5.0%



## Job Locations:

### Combined PGDFM & PGDSM





# COMPENSATION STATISTICS

- **AVERAGE CTC: 10.02 LPA (LACS PER ANNUM)**
- **MAXIMUM CTC: 21.5 LPA**
- **75TH PERCENTILE: 10.92 LPA**
- **25TH PERCENTILE: 7.27 LPA**

# RECRUITERS

